


AUDITORS' REPORT


Central Connecticut State University National Collegiate Athletic Association

FOR THE FISCAL YEAR ENDED JUNE 30, 2022



STATE OF CONNECTICUT
Auditors of Public Accounts

JOHN C. GERAGOSIAN
State Auditor



CRAIG A. MINER
State Auditor

CONTENTS

Independent Accountant's Report	3
Statement of Revenues and Expenses (Unaudited)	12
Notes to the Statement of Revenues and Expenses.....	13

STATE OF CONNECTICUT



AUDITORS OF PUBLIC ACCOUNTS

JOHN C. GERAGOSIAN

STATE CAPITOL
210 CAPITOL AVENUE
HARTFORD, CONNECTICUT 06106-1559

CRAIG A. MINER

September 10, 2024

INDEPENDENT ACCOUNTANT'S REPORT ON THE APPLICATION OF AGREED-UPON PROCEDURES

Dr. Zulma R. Toro, President
Central Connecticut State University

We have performed the procedures enumerated below on the accompanying Statement of Revenues and Expenses (the Statement) and related notes of the Intercollegiate Athletics Department of Central Connecticut State University (CCSU) for the fiscal year ended June 30, 2022. CCSU's management is responsible for the Statement and compliance with the National Collegiate Athletic Association (NCAA) Bylaw 3.2.4.17.

The president and management of CCSU have agreed to and acknowledged that the procedures performed are appropriate to meet the intended purpose of complying with the NCAA Bylaw 3.2.4.17 for the fiscal year ended June 30, 2022. This report may not be suitable for any other purpose. The procedures performed may not address all the items of interest to a user of this report and may not meet the needs of all users of this report and, as such, users are responsible for determining whether the procedures performed are appropriate for their purposes.

As discussed in Appendix D to the "2022 Agreed-Upon Procedures" NCAA guidelines, if a specific reporting category is less than 4% of the total revenues or expenses, no procedures are required to be performed for that specific category, and no procedures were performed.

The procedures and associated findings are as follows:

Agreed-Upon Procedures for Internal Control over Compliance

1. We obtained, through discussion with management, an understanding of the CCSU Athletic Department's internal controls. The controls identified were not unique to the Athletic Department and are tested as part of other engagements performed at the university. No further procedures were performed.
2. We obtained and tested the university's procedures for gathering information on the nature and extent of affiliated and outside organizational activity for or on behalf of the university's intercollegiate athletics program. We performed procedures to determine the university's adherence to these procedures.

No exceptions were noted as a result of performing these procedures.

Statement of Revenues and Expenses

General Procedures

1. We obtained the accompanying Statement of Revenues and Expenses for the fiscal year ended June 30, 2022, from CCSU management. We obtained CCSU prepared schedules for each operating revenue and expense category on the Statement, which management stated are generated from its general ledger.
 - a. We agreed the amounts reported on the Statement to CCSU's prepared schedules. We ensured that the amounts were reported in accordance with NCAA guidelines and generally accepted accounting principles.
 - b. We agreed the amounts reported in CCSU's prepared schedules to its general ledger. We also scanned the general ledger for contributions constituting 10% or more in aggregate of all contributions received. All contributions were received from the CCSU Foundation, Inc. and were properly reported in the notes to the Statement.
 - c. We mathematically checked the totals and subtotals included in CCSU's prepared schedules.
 - d. We reviewed the notes to the Statement for propriety and compliance with NCAA guidelines.

No exceptions were noted as a result of performing these procedures.

2. The university does not prepare budgets in the same categories it reported in the Statement, making it impossible to compare budgeted and actual amounts.

Minimum Agreed-Upon Procedures for Operating Revenues

1. We selected six operating revenue receipts from the revenue supporting schedules obtained from CCSU management. We compared and agreed each selection to adequate supporting documentation.

No exceptions were noted as a result of performing these procedures.

2. We compared each major revenue over 10% of the total revenues for the fiscal year ended June 30, 2022, to prior report amounts. No variations greater than 10% were identified.
3. As the ticket sales revenue category in the Statement is less than 4% of the total operating revenues, no procedures were performed for this category. This is in accordance with Appendix D to the "2022 Agreed-Upon Procedures" NCAA guidelines.
4. As there were no direct state and other government support revenues for the fiscal year ended June 30, 2022, no procedures were performed for this category.
5. We compared the direct institutional support recorded by the university during the reporting period with the general ledger and other corroborative supporting documentation and recalculated the total.

No exceptions were noted as a result of performing these procedures.

6. We compared the indirect institutional support recorded by the university during the reporting period with expense payments and other corroborative supporting documentation and recalculated the total.

No exceptions were noted as a result of performing these procedures.

7. We selected three contractual agreements pertaining to revenues derived from guaranteed contests during the reporting period. We compared each selection to CCSU's general ledger and recalculated totals.

No exceptions were noted as a result of performing these procedures.

8. We selected three settlement reports for away games during the reporting period and agreed each report to CCSU's general ledger and recalculated the totals.

No exceptions were noted as a result of performing these procedures.

9. We obtained and reviewed supporting documentation for each contribution received directly from the CCSU Foundation, Inc. during the reporting period and recalculated the total for each.

No exceptions were noted as a result of performing these procedures.

10. We compared the NCAA distributions reported by the university during the reporting period with the general ledger and other corroborative supporting documentation and recalculated the total.

No exceptions were noted as a result of performing these procedures.

11. As the conference distributions revenue category in the Statement is less than 4% of the total operating revenues, no procedures were performed for this category. This is in accordance with Appendix D to the "2022 Agreed-Upon Procedures" NCAA guidelines.

12. As the program, novelty, parking and concession sales revenue category in the Statement is less than 4% of the total operating revenues, no procedures were performed for this category. This is in accordance with Appendix D to the "2022 Agreed-Upon Procedures" NCAA guidelines.

13. As the royalties, licensing, advertisement, and sponsorships revenue category in the Statement is less than 4% of the total operating revenues, no procedures were performed for this category. This is in accordance with Appendix D to the "2022 Agreed-Upon Procedures" NCAA guidelines.

14. As the sports camp revenue category in the Statement is less than 4% of the total operating revenues, no procedures were performed for this category. This is in accordance with Appendix D to the "2022 Agreed-Upon Procedures" NCAA guidelines.

15. As the athletics restricted endowment and investments income revenue category in the Statement is less than 4% of the total operating revenues, no procedures were performed for this category. This is in accordance with Appendix D to the "2022 Agreed-Upon Procedures" NCAA guidelines.

16. As the other operating revenues revenue category in the Statement is less than 4% of the total operating revenues, no procedures were performed for this category. This is in accordance with Appendix D to the "2022 Agreed-Upon Procedures" NCAA guidelines.

Minimum Agreed-Upon Procedures for Operating Expenses

1. We selected ten operating expenses from the operating expense supporting schedules obtained from CCSU management. We compared and agreed each selection to adequate supporting documentation.

No exceptions were noted as a result of performing these procedures.

2. We compared each major expense over 10% of total expenses for the fiscal year ended June 30, 2022, to prior report amounts. One variation greater than 10% was identified. We documented the explanation for the variance.
3. We obtained from CCSU management a detailed listing of all student athletes who received institutional financial aid and the related dollar amount of the financial aid received for the fiscal year ended June 30, 2022, for each sport.
 - a. We mathematically checked the total dollar amount for each sport and the grand total of the detailed listing.
 - b. We compared the grand total dollar amount to the line item "Athletic Student Aid" included in the Statement.
 - c. We reviewed grants-in-aid to student athletes by selecting 29 students and obtaining individual student account detail. We compared total aid allocated to each student in the squad list.
 - d. We agreed the students' information to the information being reported to the NCAA Membership Financial Reporting System.

No exceptions were noted as a result of performing these procedures.

4. As the guarantees expense category in the Statement is less than 4% of total operating expenses, no procedures were performed for this category. This is in accordance with Appendix D to the "2022 Agreed-Upon Procedures" NCAA guidelines.
5. We obtained a detailed listing of all sports coaches employed by the university and their related salaries for the fiscal year ended June 30, 2022, from CCSU management.
 - a. We mathematically checked the total of the detailed listing.
 - b. We agreed the total amount of expenses for coaches' salaries in the detailed listing to the corresponding amount in the line item "Coaching Salaries, Benefits, and Bonuses Paid by the University and Related Entities" included in the Statement.
 - c. From the listing of sports coaches employed by the university, we selected the head coaches for football, men's basketball, women's basketball, women's soccer, and baseball. We obtained the payroll summary registers for the reporting period for each of the coaches selected from CCSU management and agreed them to the related expenses in the detailed listing.
 - d. We obtained from CCSU management the related employment contracts for each of the coaches selected. We agreed the coaches' salaries per the contracts to the amounts included in the detailed listing. For any salaries that did not agree, we obtained explanations from management. We make no comment as to the appropriateness of the reconciling items or sufficiency of explanations obtained.

No exceptions were noted as a result of performing these procedures.

6. We obtained from CCSU management a detailed listing of all athletics' support staff and their salaries for the fiscal year ended June 30, 2022.
 - a. We mathematically checked the total of the detailed listing.
 - b. We agreed the total expenses for support staff salaries in the detailed listing to the amount in the line item, "Support Staff/Administrative Salaries, Benefits, and Bonuses Paid by the University and Related Entities" included in the Statement.
 - c. We selected six support staff paid by the university from the detailed listing. We obtained and agreed the payroll summary registers from the reporting period for each of the support staff selections to the related expenses in the detailed listing.

No exceptions were noted as a result of performing these procedures.

7. As the recruiting expense category in the Statement is less than 4% of total operating expenses, no procedures were performed for this category. This is in accordance with Appendix D to the "2022 Agreed-Upon Procedures" NCAA guidelines.
8. We obtained a listing of team travel expenses for the fiscal year ended June 30, 2022, from CCSU's general ledger.
 - a. We agreed the total dollar amount of travel expenses in the general ledger to the corresponding amount in the line item "Team Travel" included in the Statement and recalculated the totals.
 - b. We obtained CCSU's travel policy from university management. We compared the index of CCSU's travel policies to the NCAA policies to observe that CCSU's policies included each of the topics included in the NCAA policies. We make no comment as to the appropriateness of the detailed policy.

No exceptions were noted as a result of performing these procedures.

9. As the sports equipment, uniforms and supplies expense category in the Statement is less than 4% of total operating expenses, no procedures were performed for this category. This is in accordance with Appendix D to the "2022 Agreed-Upon Procedures" NCAA guidelines.
10. As the game expenses expense category in the Statement is less than 4% of total operating expenses, no procedures were performed for this category. This is in accordance with Appendix D to the "2022 Agreed-Upon Procedures" NCAA guidelines.
11. As the fundraising, marketing and promotion expense category in the Statement is less than 4% of total operating expenses, no procedures were performed for this category. This is in accordance with Appendix D to the "2022 Agreed-Upon Procedures" NCAA guidelines.
12. As the sports camp expenses expense category in the Statement is less than 4% of total operating expenses, no procedures were performed for this category. This is in accordance with Appendix D to the "2022 Agreed-Upon Procedures" NCAA guidelines.
13. As the spirit groups expense category in the Statement is less than 4% of total operating expenses, no procedures were performed for this category. This is in accordance with Appendix D to the "2022 Agreed-Upon Procedures" NCAA guidelines.

14. As the direct overhead and administrative expenses expense category in the Statement is less than 4% of total operating expenses, no procedures were performed for this category. This is in accordance with Appendix D to the "2022 Agreed-Upon Procedures" NCAA guidelines.
15. We obtained the cost allocation and other corroborative supporting documentation for total indirect institutional support and compared to the total indirect institutional support expenses reported and recalculated totals.

No exceptions were noted as a result of performing this procedure.
16. As the medical expenses and medical insurance expense category in the Statement is less than 4% of total operating expenses, no procedures were performed for this category. This is in accordance with Appendix D to the "2022 Agreed-Upon Procedures" NCAA guidelines.
17. As the memberships and dues expense category in the Statement is less than 4% of total operating expenses, no procedures were performed for this category. This is in accordance with Appendix D to the "2022 Agreed-Upon Procedures" NCAA guidelines.
18. As the student-athlete meals (non-travel) expense category in the Statement is less than 4% of total operating expenses, no procedures were performed for this category. This is in accordance with Appendix D to the "2022 Agreed-Upon Procedures" NCAA guidelines.
19. As the other operating expenses expense category in the Statement is less than 4% of total operating expenses, no procedures were performed for this category. This is in accordance with Appendix D to the "2022 Agreed-Upon Procedures" NCAA guidelines.

Minimum Agreed-Upon Procedures for Affiliated and Outside Organizations

1. We obtained a list of all university booster group activities, for both independent and affiliated organizations (including alumni organizations), that have a principal purpose of generating funds for CCSU's athletic department, during the fiscal year ended June 30, 2022, from CCSU management.
 - a. We obtained the financial statements for affiliated organizations as of June 30, 2022, and agreed each of the revenue and expense amounts appearing in the financial statements of the affiliated organizations to the corresponding amounts included in the Statement.
 - b. We obtained a representation letter signed by CCSU management that booster organizations listed are the only booster organization that support the athletic department as defined in the National Collegiate Athletic Association Financial Audit Guidelines.

No exceptions were noted as a result of performing these procedures.

2. We obtained a summary schedule of revenues and expenses for or on behalf of intercollegiate athletics programs by affiliated and outside organizations not under the accounting control of the university to be included with the agreed-upon procedures report from CCSU management. We obtained written representations from management as to the fair presentation of the summary schedule.

No exceptions were noted as a result of performing these procedures.

Minimum Agreed-Upon Procedures for Other Reporting Items

1. We scanned CCSU's general ledger and made inquiry to CCSU management about excess transfers to the university. No transfers were identified, and we were informed by CCSU management that no transfers had occurred. No further procedures were performed.
2. We scanned CCSU's general ledger and made inquiries to CCSU management about outstanding intercollegiate athletics debt as of the end of the reporting period. No outstanding intercollegiate athletics debt was identified, and we were informed by CCSU management that there was none. No further procedures were performed.
3. We scanned CCSU's general ledger, reviewed the Connecticut State University System's audited financial statements, and made inquiries to CCSU management about outstanding debt of the university as of the end of the reporting period. No outstanding university debt was identified. We were informed that the Connecticut State University System Office holds all debt of the system, not each individual university, which is supported by the audited financial statements. No further procedures were performed.
4. We obtained a schedule of all athletics dedicated endowments maintained by athletics, the university, and affiliated organizations, from CCSU's management.
 - a. We mathematically checked the total of the detailed listing.
 - b. We agreed the total fair market value to supporting documentation of the CCSU Foundation Inc.'s general ledger.

We found that CCSU reported athletics dedicated endowments of \$4,175,605 while supporting documentation indicated that the fair value of athletics dedicated endowments was \$4,200,664. In effect, CCSU understated athletics dedicated endowments by \$25,059 in the NCAA Membership Financial Reporting System.

5. We scanned CCSU's general ledger, reviewed the Connecticut State University System's audited financial statements, and made inquiries to CCSU management about institutional endowments as of June 30, 2022. No relevant institutional endowments were identified, and we were informed by CCSU management that there was none. No further procedures were performed.
6. We scanned CCSU's general ledger and made inquiries to CCSU management about athletics related capital expenses made by athletics, the university, and affiliated organizations during the reporting period. We compared the total athletics related capital expenses reported in CCSU's general ledger to expenses reported.

No exceptions were noted as a result of performing these procedures.

7. We obtained representations from CCSU management that to the best of their knowledge and belief, all revenues and expenses related to the athletic department had been properly included in the Statement.

Additional Minimum Agreed-Upon Procedures

1. We compared and agreed the sports sponsored as reported in the NCAA Membership Financial Reporting System to CCSU's squad lists supporting equivalency calculations. We were asked to inquire about any discrepancies in the sports sponsored and report the justifications.

No exceptions were noted as a result of performing these procedures.

2. We compared the current year grants-in-aid revenue distribution equivalencies to prior year reported equivalencies per the Membership Financial Report submission and documented an explanation for any variances greater than 4%.

We noted six instances in which the current year grants-in-aid revenue distribution equivalencies were greater than 4% compared to that of the prior year. We documented the explanation for the variance in each instance.

3. We obtained CCSU's Sports Sponsorship and Demographics Forms Report for the reporting period and verified that CCSU's countable sports reported met the minimum requirements set forth in Bylaw 20.9.6.3 for the number of contests and participants in each contest that is counted toward meeting the minimum contest requirement. We ensured CCSU had properly reported these sports as countable for revenue distribution purposes within the NCAA Membership Financial Reporting System.

No exceptions were noted as a result of performing these procedures.

4. We agreed the total number of student athletes who, during the academic year, received a Pell Grant award and the total value of these Pell Grants reported in the NCAA Membership Financial Reporting System to a report, generated from CCSU's financial aid records, of all student-athlete Pell Grants.

No exceptions were noted as a result of performing these procedures.

5. We compared the current year Pell Grants total to the prior year reported total per the Membership Financial Report submission and documented an explanation for any variances greater than 20 grants.

No variances greater than 20 grants were noted when compared with the prior year.

We were engaged by the president and management of CCSU to perform this agreed-upon procedures engagement and conducted our engagement in accordance with attestation standards established by the American Institute of Certified Public Accountants. We were not engaged to and did not conduct an examination or review engagement, the objective of which would be the expression of an opinion or conclusion, respectively, on the accompanying Statement of Revenues and Expenses and related notes of the Intercollegiate Athletics Department of CCSU as of June 30, 2022, or on CCSU's compliance with the NCAA requirements. Accordingly, we do not express such an opinion or conclusion. Had we performed additional procedures, other matters might have come to our attention that would have been reported to you.

We are required to be independent of CCSU and to meet our other ethical responsibilities, in accordance with relevant ethical requirements related to our agreed-upon procedures engagement. In performing our agreed-upon procedures engagement, we have relied solely on representations provided by the president and management of the university relating to its responsibility for the Statement of Revenues and Expenses and related notes of the Intercollegiate Athletics Department of the university for the fiscal year ended June 30, 2022.

This report is intended solely for the information and use of the president of the university and designees, the Board of Regents for Higher Education, and authorized representatives of the NCAA, and is not intended for and should not be used by anyone other than these specified parties. However, this report is a matter of public record, and its distribution is not limited.

In conclusion, we wish to express our appreciation for the courtesies and cooperation extended to our representatives by the personnel of Central Connecticut State University during the course of our engagement.

The Auditors of Public Accounts also would like to acknowledge the auditors who contributed to this report:

Jamie Drozdowski
Kaitlyn Lucas
Dominick Parisi

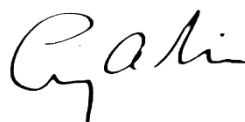


Jamie Drozdowski
Principal Auditor

Approved:



John C. Geragosian
State Auditor



Craig A Miner
State Auditor

Central Connecticut State University
Intercollegiate Athletics Program
Statement of Revenues and Expenses (Unaudited)
For the Fiscal Year Ended June 30, 2022

Revenues:	Football	Men's Basketball	Women's Basketball	All Other Men's Sports	All Other Women's Sports	Non-program Specific	2022 Total	2021 Total
Ticket sales	\$ 21,711	\$ 12,749	\$ -	\$ 5,160	\$ 7,465	\$ -	\$ 47,085	\$ -
Direct State and Other Government Support	-	-	-	-	-	-	-	460,000
Direct institutional support	2,164,128	731,810	979,846	1,581,828	3,486,495	2,054,834	10,998,941	11,433,823
Indirect institutional support	-	-	-	-	-	2,590,521	2,590,521	2,667,077
Guarantees	650,000	304,500	48,000	15,000	1,500	-	1,019,000	35,000
Contributions	27,242	9,724	1,896	162,328	153,058	336,436	690,684	320,352
NCAA distributions	81,298	52,004	16,615	10,052	48,579	371,027	579,575	121,547
Conference distributions	-	6,020	3,010	-	-	36,954	45,984	132,501
Program, novelty, parking and concession sales	-	-	-	-	-	7,000	7,000	7,000
Royalties, licensing, advertisement and sponsorship	174	-	-	-	-	34,337	34,511	32,075
Sports camp revenues	-	-	-	2,100	-	-	2,100	(150)
Athletics restricted endowment and investments income	-	-	-	-	-	-	-	149,338
Other operating revenue	-	-	-	12,457	3,707	12,005	28,169	19,634
Total operating revenues	<u>2,944,553</u>	<u>1,116,807</u>	<u>1,049,367</u>	<u>1,788,925</u>	<u>3,700,804</u>	<u>5,443,114</u>	<u>16,043,570</u>	<u>15,378,197</u>
Expenses:								
Athletic student aid	1,412,822	506,812	520,245	522,812	1,496,472	(261)	4,458,902	4,302,859
Guarantees	17,390	-	-	-	-	-	17,390	2,370
Coaching salaries, benefits and bonuses paid by the university and related entities	1,053,636	417,017	387,024	884,937	\$1,715,798	-	4,458,412	4,451,134
Support staff/administrative compensation, benefits and bonuses paid by the university and related entities	-	-	-	-	-	2,564,290	2,564,290	2,892,560
Recruiting	18,283	15,579	20,237	792	4,260	-	59,151	2,689
Team travel	198,988	62,281	47,445	237,941	255,471	(7)	802,119	366,447
Sports equipment, uniforms and supplies	59,246	18,830	13,712	53,976	111,056	24,470	281,290	237,819
Game expenses	61,185	41,140	29,492	27,489	46,996	10,675	216,977	98,742
Fundraising, marketing and promotion	-	-	-	25,400	3,127	23,300	51,827	375
Sports camp expenses	-	-	-	275	-	435	710	-
Spirit groups	-	-	-	-	-	2,692	2,692	-
Direct overhead and administrative expenses	13,105	1,533	1,280	631	1,022	72,481	90,052	84,660
Indirect institutional support	-	-	-	-	-	2,590,521	2,590,521	2,667,077
Medical expenses and insurance	16,975	305	845	203	2,665	54,631	75,624	61,972
Memberships and Dues	3,000	730	-	1,265	4,317	46,940	56,252	51,384
Student-athletes meals (non-travel)	63,491	26,482	15,891	18,685	42,170	3,063	169,782	10,332
Other operating expenses	26,432	26,098	13,196	14,519	17,450	49,884	147,579	147,777
Total operating expenses	<u>2,944,553</u>	<u>1,116,807</u>	<u>1,049,367</u>	<u>1,788,925</u>	<u>3,700,804</u>	<u>5,443,114</u>	<u>16,043,570</u>	<u>15,378,197</u>
Excess (Deficiency) of Revenue Over Expenses	<u>\$ -</u>	<u>\$ -</u>	<u>\$ -</u>	<u>\$ -</u>	<u>\$ -</u>	<u>\$ -</u>	<u>\$ -</u>	<u>\$ -</u>

See Accompanying Notes to Statement

(Unaudited)
Central Connecticut State University
Notes to the Statement of Revenues and Expenses
Intercollegiate Athletics Programs
For the Fiscal Year Ended June 30, 2022

Note 1. BASIS OF PRESENTATION

The accompanying Central Connecticut State University (CCSU) Intercollegiate Athletics Program Statement of Revenues and Expenses for the fiscal year ended June 30, 2022, has been prepared on the accrual basis of accounting with the exception that financial aid expenses have not been reduced for scholarship allowances. The purpose of the statement is to present a summary of revenue and expenses of the Intercollegiate Athletics Program of the university consistent with NCAA Agreed Upon Procedures Guidelines. The statement includes those intercollegiate athletics revenues and expenses made on behalf of the university's athletic programs by affiliated organizations. Because the statement presents only a selected portion of the activities of the university, it is not intended to, and does not, present either the financial position, changes in financial position, or cash flows for the year ended. Revenues and expenses not directly identifiable to a specific sport are reported under the category Non-program Specific.

Note 2. ALLOCATION AMONG SPORTS

The athletic programs reflected in the accompanying Statement of Revenues and Expenses under All Other Men's Sports include the following:

- Men's Baseball
- Men's Cross-Country
- Men's Soccer
- Men's Track and Field

The athletics programs reflected in the accompanying Statement of Revenues and Expenses under All Other Women's Sports include the following:

- Women's Cross-Country
- Women's Lacrosse
- Women's Soccer
- Women's Softball
- Women's Swimming & Diving
- Women's Track and Field
- Women's Volleyball

The activities reflected as Non-program Specific include revenues and expenses for non-allocated fees and costs, such as maintenance and general administration, publicity, etc.

Note 3. CONTRIBUTIONS

Contributions received by the Athletics Department during the fiscal years ended June 30, 2022, totaled \$690,684 with the CCSU Foundation, Inc. being the sole contributor.

Note 4. CAPITAL ASSETS

The estimated book value of the university's athletic-related property, plant, and equipment, net of depreciation, as of June 30, 2022, amounted to \$11,687,908 according to the university's

capital expenditure documentation. Capital assets are those valued at more than \$5,000 based upon historical cost; assets are tagged upon acquisition. The university uses the straight-line method of depreciation; land, capitalized collections, and construction in progress are not depreciated. Disposal of capital items is approved by the university's Property Control Unit.